



Technical data sheet

Light-shaft covers Mina



Manufacturer

Richard Brink GmbH & Co KG
Metal goods manufacture and distribution
Görlitzer Str. 1
33758 Schloß Holte-Stukenbrock
Phone: 0049 (0)5207 9504-0
Fax: 0049 (0)5207 9504-20



Product description

With our light-shaft covers, you can give basement shafts a precisely fitting and visually appealing finish. Precisely fitting, because we always make our covers to measure according to your individual specifications, visually appealing, because you can choose from our extensive range of gratings. From classic mesh gratings to eye-catching design solutions, there is something for every taste. To help you select suitable cellar shaft covers, we offer both the production of gratings for existing angle frames and the supply of gratings and angle frames in a complete package. In addition, we can reinforce the frames on the wall side on site or fully reline them. Frames for screwing or setting in concrete are available as fixing options. The angled frame is also available reinforced on the wall side and relined. The frame can be screwed or set in concrete.

Dimensions

Individual customization on request

Material and material thicknesses

Grille: Stainless steel or hot-dip galvanized steel

Frame: Stainless steel

3.0 mm to 6.0 mm, depending on load

Accessories

- Safety chains

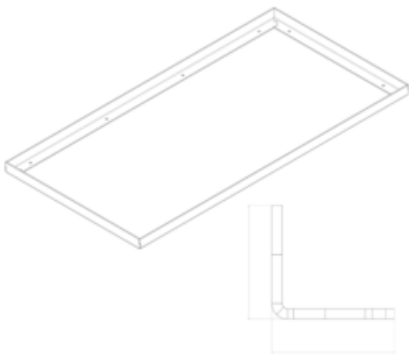
Materials used

We only use European materials from Germany, Sweden, France and Italy for our drainage channels.

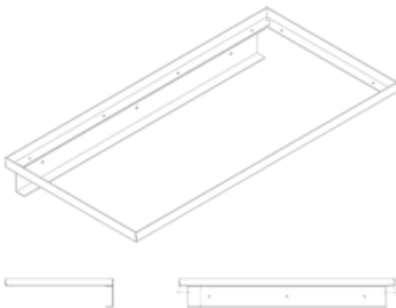


Variants

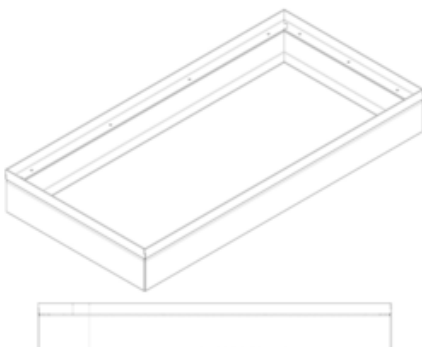
1: Standard angle frame



2: Angle frame reinforced on the wall side



3: Angle frame completely relined





Also available as foot step gratings for entrance areas



We supply grating & frame or just grating for existing light wells



We plan the angle frames individually for your installation situation



All covers are individually made to measure

Processing and care instructions

Dust particles of other metals or general cutting of components with flying sparks on the product should generally be avoided. If dust particles or soiling of other metals are present, these must be removed immediately using appropriate cleaning agents.

The light-shaft covers must not be cleaned with strong acids or alkalis, but by hand with a broom or, if necessary, with a high-pressure cleaner.

If the light-shaft cover is used under canopies or roofs, it should be checked regularly for soiling and rinsed as necessary. Our installation instructions apply

Further installation and usage instructions as well as information on the material can be found at: <https://www.richard-brink.de/en/downloads/overview.html>