




## Technical data sheet

### Drainage mat DM V16



### Manufacturer

Richard Brink GmbH & Co KG  
Metal goods manufacture and distribution  
Görlitzer Str. 1  
33758 Schloß Holte-Stukenbrock  
Phone: 0049 (0)5207 9504-0  
Fax: 0049 (0)5207 9504-20

Status: 02/22



## Product description

The DM V16 drainage mat is a capillary-passive surface drainage mat with variable drainage direction and 16 mm construction height. It has a non-slip special fleece on the top side, which is suitable for the loose laying of slabs, natural and concrete stone coverings on unbound, washed gravel and chippings beds.

## Advantages



- Enables direction-independent installation
- Highest discharge velocity in all directions (approx. 0.6l/(m-s) - at a gradient of 2 %)
- Highest compressive strength: up to approx. 350 kPa (35 t/m )<sup>2</sup>
- No butt straps required due to one-sided fabric overhang
- Connection of the mat joints also possible by "nap in nap"
- Ensures high water flow through the special fleece without clogging up
- Perfect load distribution and protection of the waterproofing layer
- Can be bonded with MS polymer adhesive to plastic on the reverse side
- Best positional stability with almost no set-up torque

## Technical data

Roll size (length x width)	10.0 m x 1.20 m
Installation height	16 mm
One-sided tissue overhang	50 mm
Packaging unit	12 m <sup>2</sup> /roll
Pallet unit	72 m <sup>2</sup> (= 6 rolls)
Colour burl	black
Colour fabric	white with red Richard Brink print
Material burl	HIPS (High Impact Polystyrene)
Material fleece	High-strength polypropylene fibres



## System products

 <p>A 3D rendering of a KFL gravel stop bar, which is a long, narrow, U-shaped metal profile with a series of vertical ridges along its length. A small Richard Brink logo is visible in the top left corner of the image area.</p>	<p><b>KFL:</b> Gravel stop bars made of aluminium, stainless steel or copper.</p> <p>Other materials on request</p>
 <p>A 3D rendering of a drainage channel system, showing a long, narrow, U-shaped metal profile with a series of vertical ridges along its length. A small Richard Brink logo is visible in the top left corner of the image area.</p>	<p><b>Drainage channel systems:</b> Fixed installation height or height-adjustable channel systems possible</p>

## Substrate preparation

During installation, a slope of at least 1 %, preferably between 1.5 and 3 %, should be maintained. If a greater slope is necessary due to the installation situation, slip layers may be required. In installation situations with less than 1 % slope, standing water may occur on the covering and sealing level. To avoid standing water that could endanger the construction, counter-slopes should be aimed for by increasing the requirements for evenness in accordance with DIN 18202. Larger levelling works and the execution of the slope must be carried out below the mat. The puddle depth should be max. 6 mm.



## Processing

The surface drainage DM V16 is laid with the fleece fabric facing upwards on a suitable substrate, which must be sealed beforehand if necessary. Ensure that there is a movement joint of at least 0.8 mm to all adjoining and rising building components (fill with edge insulation strip) and that the installation is stress-free. A flow direction is not to be observed during installation. If the substrate is uneven, the fleece fabric can be removed, the studded layers adjusted to the unevenness and then the fleece fabric glued back on smoothly.

2. the mats are laid flush with the stud structure; the fabric overhang provides a secure butt transition from one mat to the other so that, for example, the washed gravel cannot fall into the plane of the stud structure.

After installation, the rest of the system can be built up.

For more information, see:

<https://www.richard-brink.de/downloads/gesamtuebersicht.html>